

Your dream  
living wall is  
**NOW**  
a reality!




**NEW**



Vertical gardening made easy!



Sheds



Fences



Arches



Buildings



Window Boxes



Interiors



Balconies



Walls

## Planting options...



Fruit



Shrubs



Bedding



House Plants



Veg



Alpines



Grasses



Succulents



Herbs



Bulbs



Ferns




Perennials



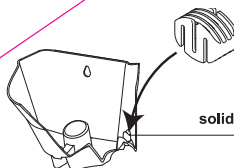

## Planting Options

1



Using a 11-13cm plant pot, place the pot directly into the planters ensuring the pot is touching the reservoir base.

2



prevent leaves and solid impurities to block the pot outlet.

## “Water Filter”

Place compost and plants directly into planters when using the specially designed water filter.

## Assembly Instructions

1. Fix treated batten to wall or fence (See Fig 1)
2. Simply water in by using a watering can or hosepipe from the top layer, for low maintenance choose a suitable water pump or mains irrigation system. (See Fig 2)
3. 14 planters make up 1m<sup>2</sup>, total of 42 plants required.
4. It is recommended to use a waterproof membrane on large scale projects and on the side of houses to prevent damp. This is only a precaution and the membrane can easily be cut to size and installed.

Fig 1


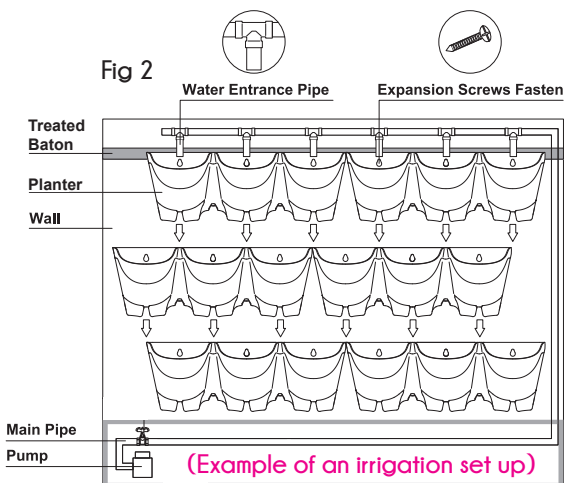



Fig 2





# How to build the Wonderwall




Step1: Choose your space



Step2: Screw treated batons to wall



Step3: Ensure batons are level



Step4: Space batons evenly




Step5: Stack planters




Step6: Screw planters every 3rd layer



Step7: Stack planters from the bottom



Step8: Wonderwall complete



Step9: Water in from top planter



Step10: Place plants into planters



Step11: Be creative



Step12: Enjoy your living wall

It's so easy to use





## The High-Tech Design of the Self Watering Vertical Planter

- Specially designed to create stunning display solutions both indoors and outdoors.
- Perfect for all kinds of plants, Perennials, Alpines, Bedding plants, Herbs, Fruit and Vegetables.  
A simple and quick solution that allows you to grow your own vertical garden on any wall or structually sound space
- This product is designed to make watering and plant care easy from the start. The built in reservoir eliminates overwatering and can keep plants watered for up to two weeks depending on weather or internal conditions.
- Manufactured from high grade Polypropylene, each unit has a built in watering system and is designed to interlock seamlessly, giving a professional finish to any job. 100% recyclable.
- **Dimensions Width 48cm Height 18cm Depth 15.5cm**  
**Net Weight : 400 grams**  
**Gross weight fully watered with plants : 4 kilo per planter**



Buy  
Online



Quote offer **WWPROMO** when ordering before  
the end of August 2018 and receive an additional  
10% discount  
**[www.wonderwall-promo.co.uk](http://www.wonderwall-promo.co.uk)**